

# **Financial Analysis**

## **Siemens Ltd's Analysts Meet Mumbai, April 29, 2010**

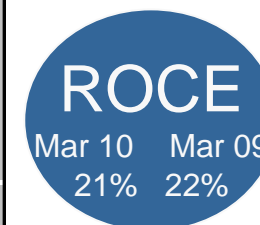
# Key Financials

## Solid performance in Half Year

**SIEMENS**

(in Mio Rs)

	Quarter ended March 2010	Quarter ended March 2009	+/-%	Period ended March 2010	Period ended March 2009	+/-%
New orders	21"855'	18"593'	18%	74"066'	38"392'	93%
Sales	22"124'	23"682'	-7%	40"795'	39"971'	2%
Order backlog	134"452'	97"047'	39%	134"452'	97"047'	39%
Profit from Operations <i>% to Sales</i>	2"623' 12%	3"305' 14%	-21%	6"075' 15%	4"826' 12%	26%
Financing & Investment Income	117'	124'	-6%	275'	2"522'	-89%
Profit before tax <i>% to Sales</i>	2"740' 12%	3"429' 14%	-20%	6"350' 16%	7"348' 18%	-14%
Profit after tax	1"811'	2"255'	-20%	4"196'	5"561'	-25%

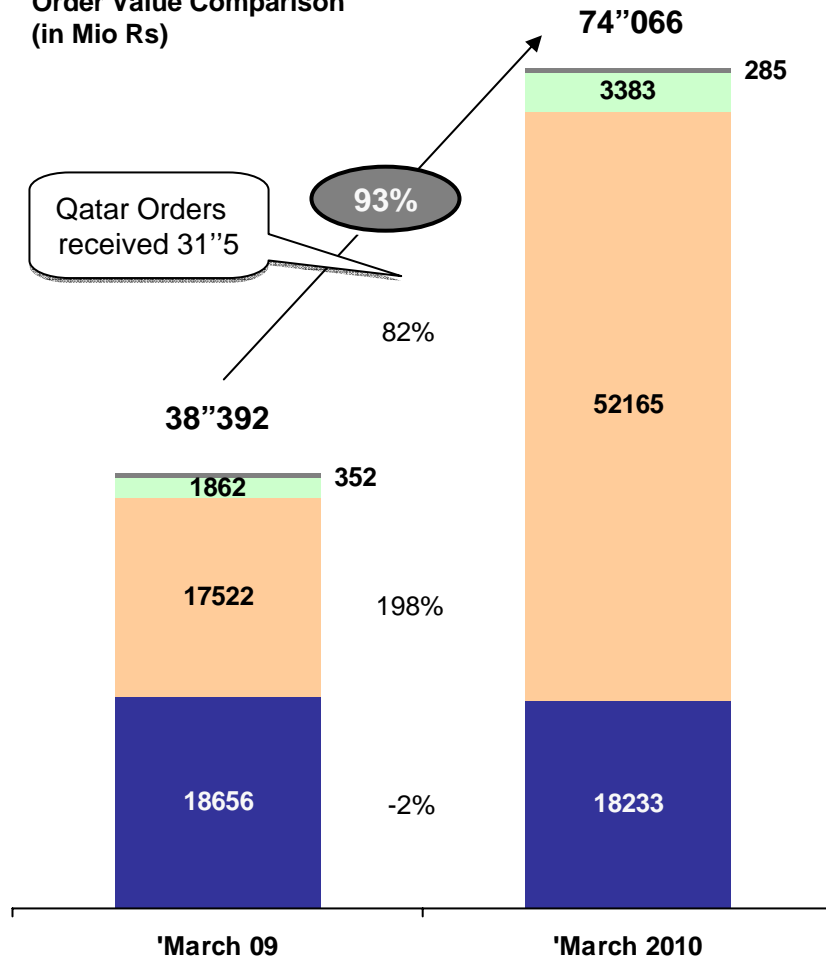


# Order Value

## Order book rose significantly

**SIEMENS**

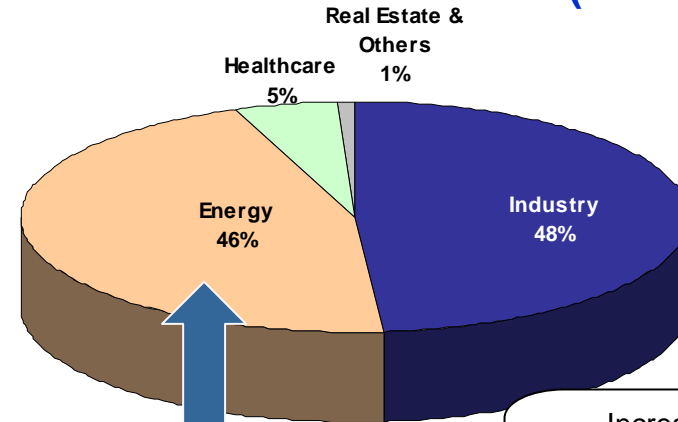
Order Value Comparison  
(in Mio Rs)



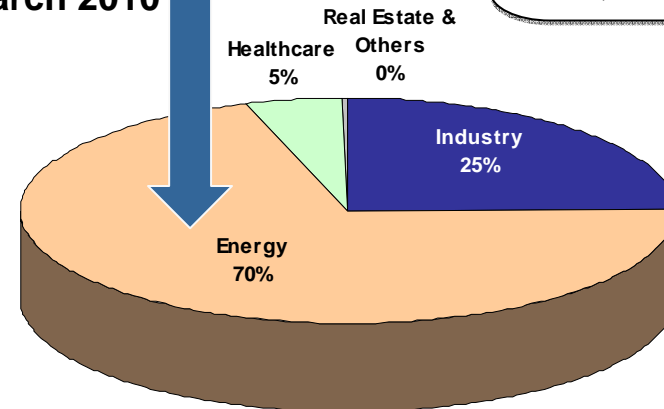
■ Industry ■ Energy ■ Healthcare ■ Real Estate & Others

March 2009

(in Mio Rs)



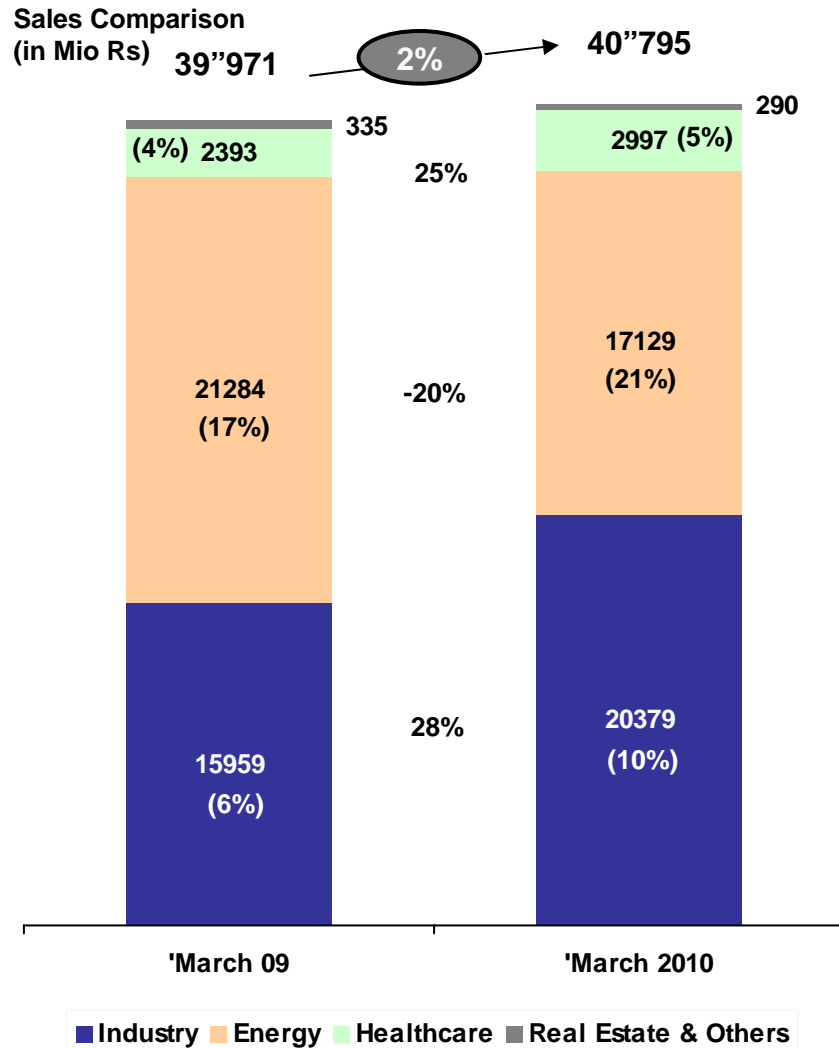
March 2010



Increase in Energy share primarily on account of Qatar Orders

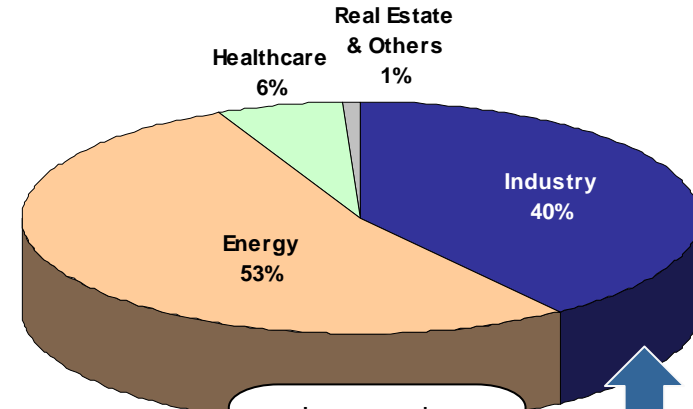
# Sustained Sales growth

**SIEMENS**

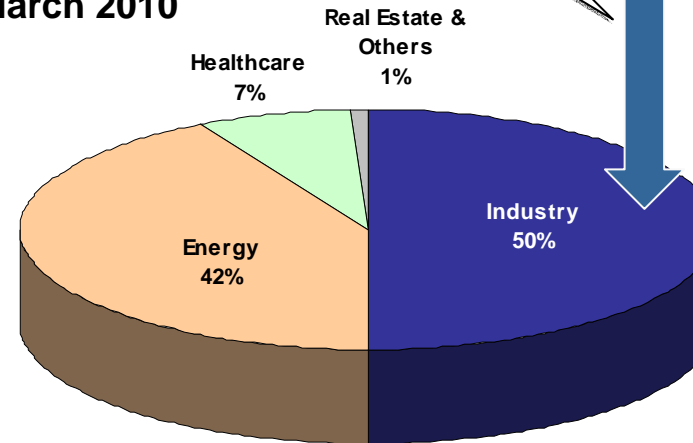


March 2009

(in Mio Rs)

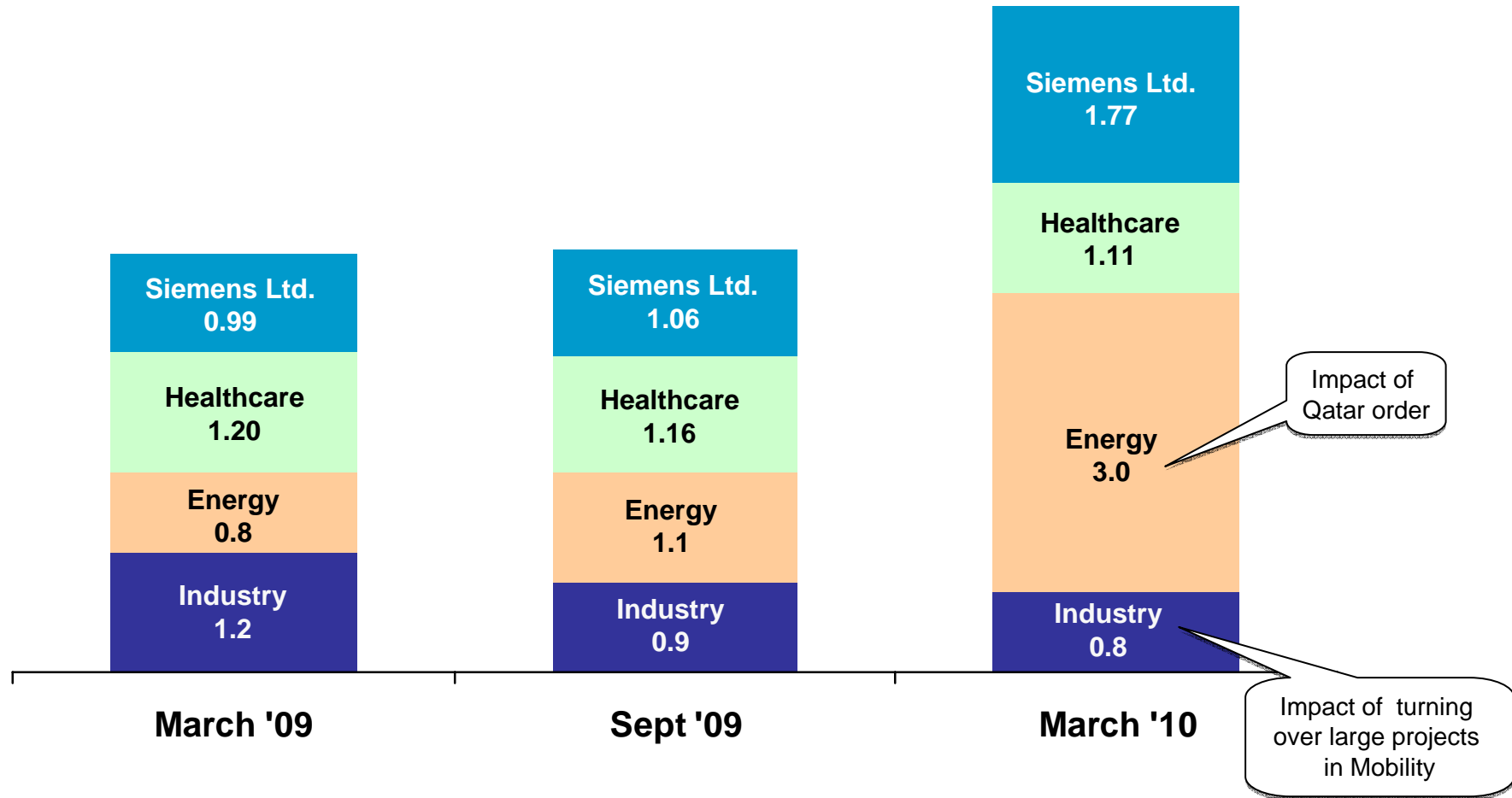


March 2010



# Robust Book to Bill Ratio

**SIEMENS**

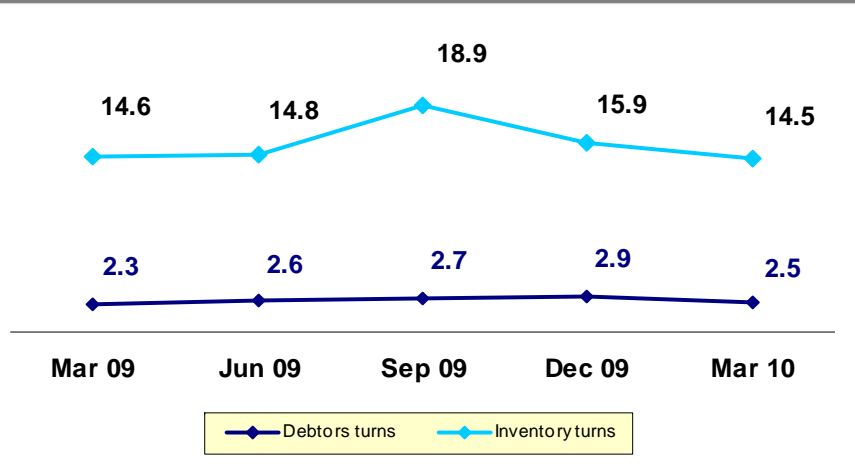


Healthcare includes commission business order value and turnover

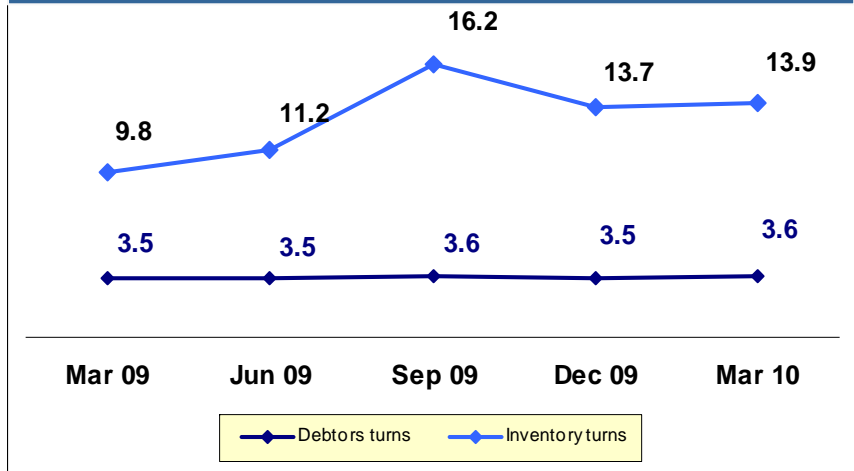
# Debtors and Inventory Turns



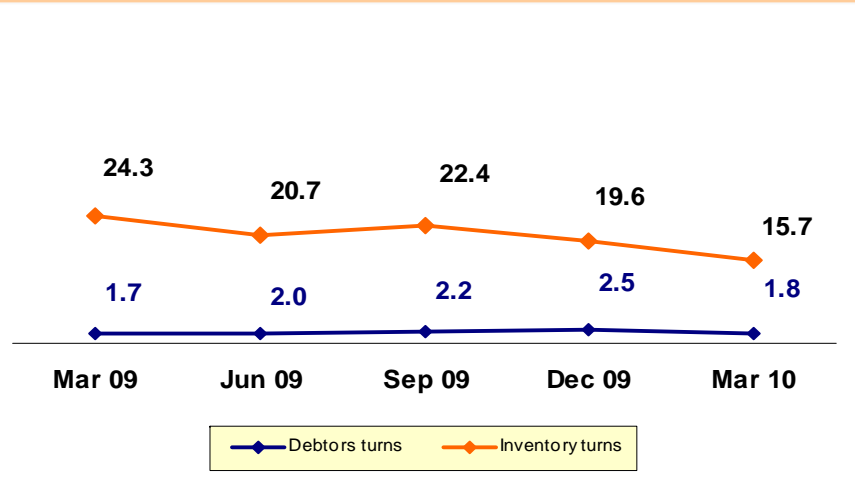
## Siemens Ltd.



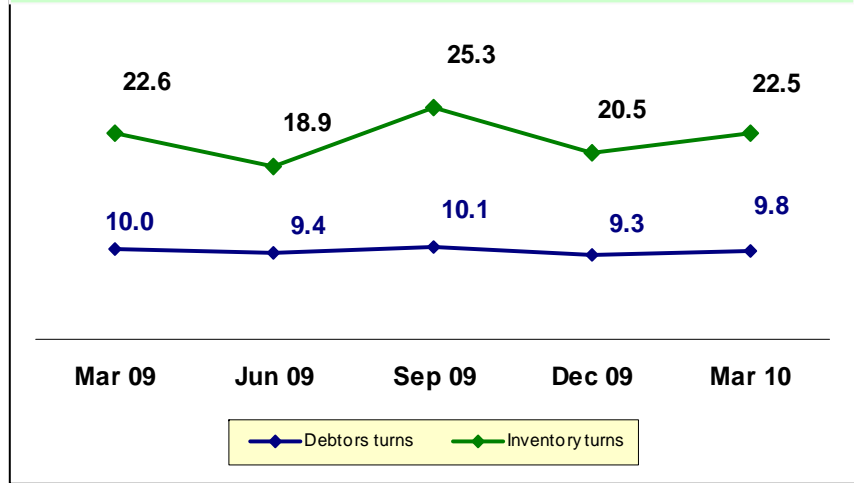
## Industry



## Energy



## Healthcare



# Subsidiary Companies

**SBTPL group**  
**(Siemens Building Technologies Pvt. Ltd.)**

**SIEMENS**

<i>(in Mio Rs)</i>	Quarter ended Mar 10	Quarter ended Mar 09	+/- %	Period ended Mar 10	Period ended Mar 09	+/- %
New orders	832	632	31%	1,648	1,357	21%
Sales	661	770	-14%	1,387	1,358	2%
Profit / (Loss) before tax	145	0	NA	117	-87	NA
<i>% of Sales</i>	<b>22%</b>			<b>8%</b>	<b>-6%</b>	

# SRSPL (Siemens Rolling Stock Pvt. Ltd.)



<i>(in Mio Rs)</i>	Quarter ended Mar 10	Quarter ended Mar 09	+/- %	Period ended Mar 10	Period ended Mar 09	+/- %
New orders	579	0	NA	580	0	NA
Sales	24	0	NA	38	0	NA
Profit / (Loss) before tax	-67	-29	NA	-128	-31	NA
<i>% of Sales</i>	NA	NA		NA	NA	

**Thank You**